

STUDENT'S WORKSHEETS

FOUNDATION PROGRAMME FOR LITERACY,
NUMERACY AND SKILLS

INSTRUMENTAL MUSIC

GRADE 7

**TITLE : Discover Your School Environment
Through Instrument Making**

**MOE
MAHATMA GANDHI INSTITUTE
2026**

TABLE OF CONTENTS

Student's Worksheet	01
Introduction	02
Activity 1	02
Activity 2	03-04
Workbook	05-07
Progress Lesson 1	07

GRADE 7

STUDENT'S WORKSHEET

TITLE :

Discover Your School Environment Through Instrument Making



INTRODUCTION

Music is an art form that uses organised sound to express moods, feelings, and emotions. It is not limited to traditional instruments because sounds can be created from many everyday objects around us. Anything that can vibrate, resonate, or make rhythmic patterns—such as bottles, boxes, or recycled materials—can become a musical instrument in your hands.

You will explore your school environment to discover how everyday materials can be transformed into instruments capable of producing expressive sound.

You will collect, design, and create these instruments which will develop your creativity, collaboration, and problem-solving skills. This activity will also require you to experiment with rhythm, tone, and texture so that you can experience how sound communicates different emotional qualities. Finally, you will learn to appreciate recycling, improvisation, and hands-on music-making as you prepare to perform together in a group.

Activity 1

Welcome

- Listen carefully as the teacher explains about music.
- Discuss among your classmates about the importance of Performing Arts under the guidance of your teacher.
- You should listen carefully as the behaviour expected in music class is explained and make sure that you understand the rules we will all follow.

CLASSROOM RULES



No shoes allowed in the classroom.



No food or drinks allowed.

Respect your classmates and your teacher.

Keep the classroom clean and tidy.

Listen and follow instructions.

Activity 2

Introduction to Music

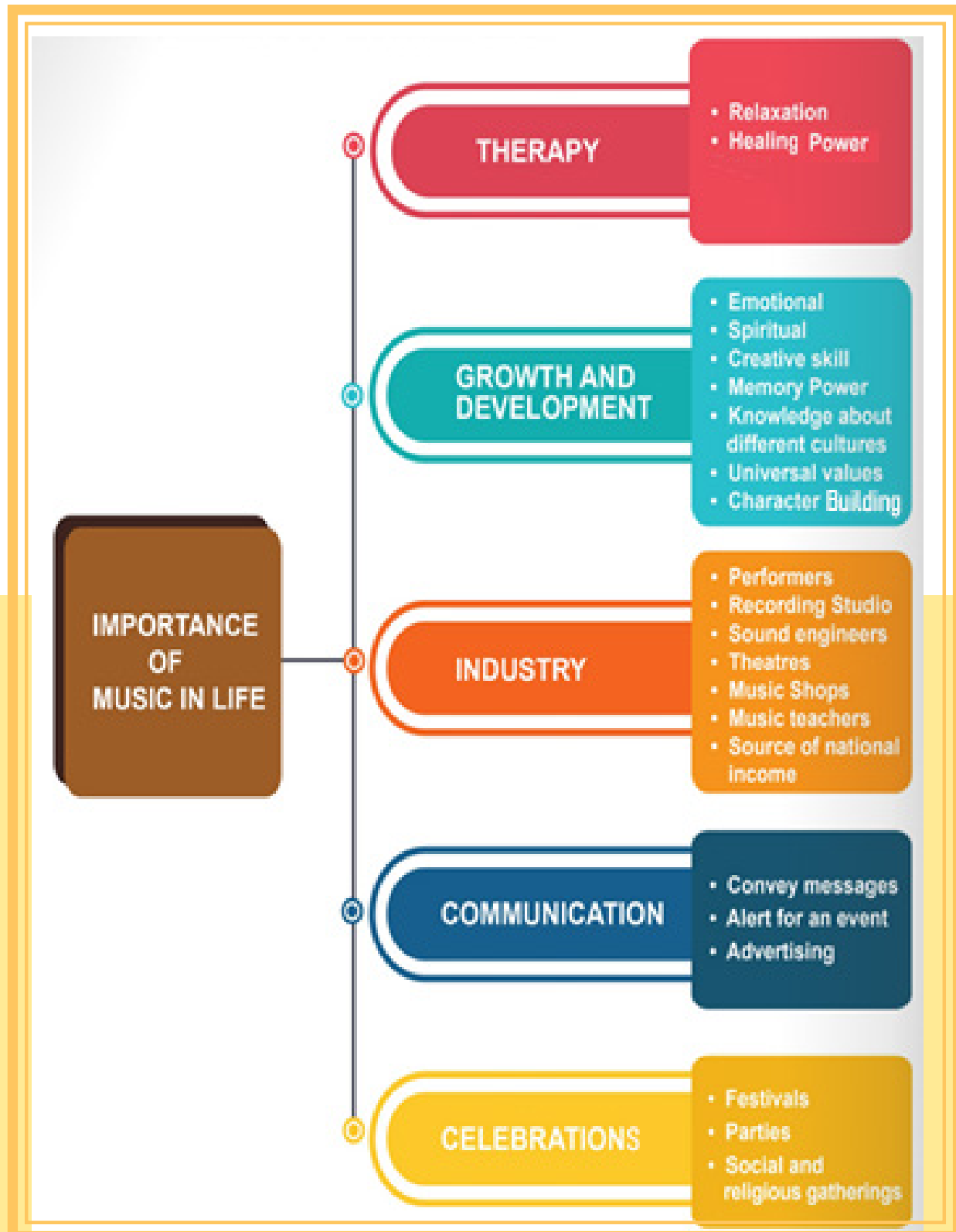
- Listen carefully as your teacher explains what music is and why it is important in our lives.

1.0 INTRODUCTION:

Music is an art form through which one expresses moods, feelings and emotions by singing, playing musical instruments or dancing. It is widely practised around the world. Music and dance is always well appreciated and given a lot of importance in different cultures.



- Discuss with your classmates about the importance of music in life.



Activity 3

Discover your school environment





In this activity, you will explore your school environment to find safe, reusable materials that can be turned into simple musical instruments.

Steps:

1. Accompanied by your class teacher, take a short walk in your school compound.
2. Collect different items that can be used.
3. In groups of 3-4
 - Create shakers, beaters, wind instruments, or string instruments.
 - Decorate and assemble them using the materials you have gathered.
4. Once your instruments are ready, your group will perform a short rhythm or melody and then join the class for a collaborative performance.
5. At the end, you will share what worked well, discuss any challenges, and reflect on how creativity, recycling, and teamwork helped you make music together.

Exercise 1

Match the following musical instruments to their corresponding diagrams.

Name	Musical Instruments
Flute	
Shakers	
Beaters	
Guitar	




Exercise 2

Write 1-2 sentences explaining:

1. How you created your instrument?
2. What materials did you use?
3. What type of sound it produces?
4. Why do you think music is important in life?

PROFILING: (Tick Appropriately)

Lesson 1 - MY PROGRESS?

			
	Good	Satisfactory	Needs Improvement
What have I Learnt?			
1. Classroom rules			
2. Definition of music			
3. Importance of music in life			
4. Collecting materials in the school environment			
5. Instrument Making			
6. Reflection & Expression (Sharing learning in discussion)			



**MOE
MAHATMA GANDHI INSTITUTE
2026**

